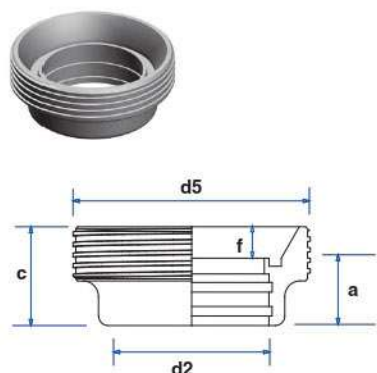


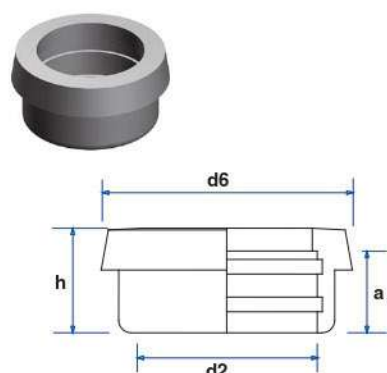
Industria alimentaria, química y farmacéutica.

FIG. 5101



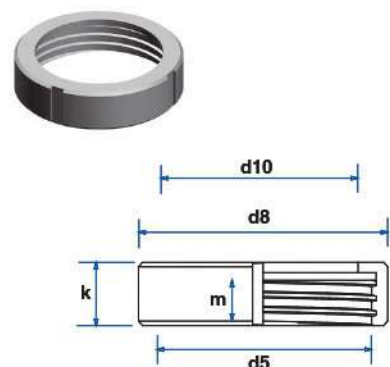
D.N	10	15	20	25	32	40	50	65	80	100
mm	12x1	18x1	22x1	28x1	34x1	40x1	52x1	70x2	84x2	106x2,8
<b>Macho raccord DIN-11851</b>										
a	12	12	2	15	18	20	22	25	28	35
c	21	21	24	29	32	33	35	40	45	54
d2	12,2	18,2	22,2	28,2	34,2	40,2	52,2	70,3	85,3	106,3
Rosca redonda según DIN-405										
d5	28x1/8	34x1/8	44x1/6	52x1/6	58x1/6	65x1/6	78x1/6	96x1/6	110x1/4	130x1/4
f	4	4	6	7	7	7	7	8	8	10

FIG. 5102



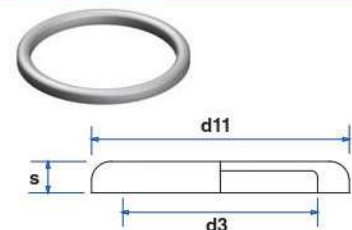
D.N	10	15	20	25	32	40	50	65	80	100
mm	12x1	18x1	22x1	28x1	34x1	40x1	52x1	70x2	84x2	106x2,8
<b>Casquillo raccord DIN-11851</b>										
a	12	12	12	15	18	20	22	25	28	35
d2	12,2	18,2	22,2	28,2	34,2	40,2	52,2	70,3	85,3	106,3
d6	22	28	36	44	50	56	68	86	100	121
h	17	17	18	22	25	26	28	32	37	40

FIG. 5103



D.N	10	15	20	25	32	40	50	65	80	100
mm	12x1	18x1	22x1	28x1	34x1	40x1	52x1	70x2	84x2	106x2,8
<b>Tuerca raccord DIN-11851</b>										
Rosca redonda según DIN-405										
d5	28x1/8	34x1/8	44x1/6	52x1/6	58x1/6	65x1/6	78x1/6	95x1/6	110x1/4	130x1/4
d8	19	25	31	36	42	49	62	80	94	115
d10	38	44	54	63	70	78	92	112	127	148
k	18	18	21	21	21	21	22	25	30	31
m	15	15	18	18	18	18	19	21	26	26

FIG. 5104



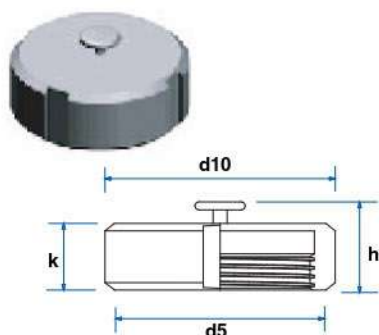
D.N	10	15	20	25	32	40	50	65	80	100
mm	12x1	18x1	22x1	28x1	34x1	40x1	52x1	70x2	84x2	106x2,8
<b>Junta raccord DIN</b>										
d3	12	18	23	30	36	42	54	71	85	104
d11	20	26	33	40	46	52	64	81	95	114
s	4	4	4	5	5	5	5	5	5	5

FIG. 5104



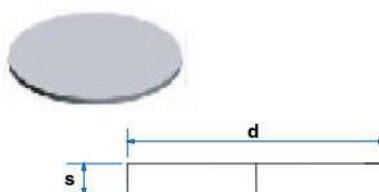
D.N	25	32	40	50	65	80	100
mm	28x1	34x1	40x1	52x1	70x2	85x2	104x2
<b>Válvula Mariposa. M-M Macho - Macho</b>							
J	32	32	36	36	38	43	44
d	84	88	96	110	125	140	160
d1	26	32	38	50	66	81	100
d5	52x1/6	58x1/6	65x1/6	78x1/6	95x1/6	110x1/4	130x1/4

FIG. 5108



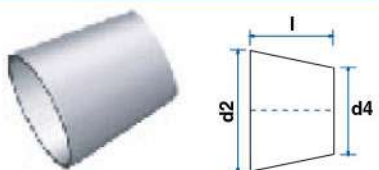
Tuerca ciega DIN										
d5	28x1/8	34x1/8	44x1/6	52x1/6	58x1/6	65x1/6	78x1/6	95x1/6	110x1/4	130x1/4
d10	38	44	54	63	70	78	92	112	127	148
h	49,5	55,5	65,5	74,5	81,5	89,5	103,5	123	139,5	159,5
k	18	18	21	21	21	21	22	25	30	31

FIG. 5109



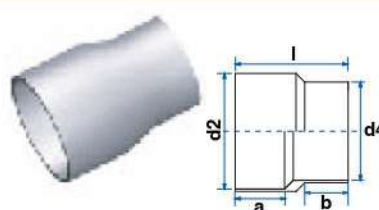
D.N	10	15	20	25	32	40	50	65	80	100
mm	12x1	18x1	22x1	28x1	34x1	40x1	52x1	70x2	84x2	106x2,8
Junta plana para tuerca ciega DIN										
d	28	34	44	52	58	65	78	95	110	130
s	3	3	3	3	3	3	3	3	3	3

FIG. 5113



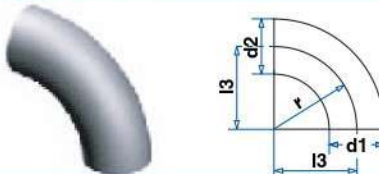
D.N	32/25	40/25	40/32	50/32	50/40	65/50	80/50	80/65	100/65	100/80
Soldar, cónica										
d2	34	40	40	52	52	70	85	85	104	104
d4	28	28	34	34	40	52	52	70	70	80
l										

FIG. 5114



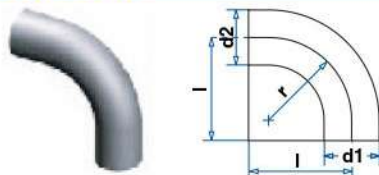
Soldar, extremos rectos										
a	30	35	35	40	40	40	40	40	40	40
b	30	35	35	40	40	40	40	40	40	40
d2	34	40	40	52	52	70	85	85	104	104
d4	28	28	34	34	40	52	52	70	70	85
l	80	102	88	129	113	135	120	120	127	120

FIG. 5201



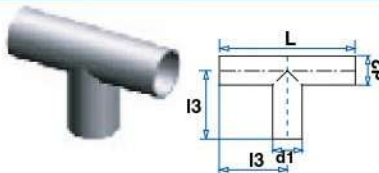
Codo Soldar										
d1	9	15	19	25	31	37	49	66	81	100
d2	12	18	22	28	34	40	52	70	85	104
l3	26	35	40	43	52	60	72	85	93	110
r	26	35	40	43	52	60	72	85	93	110

FIG. 5202



Codo Mandrinar										
d1	9	15	19	25	31	37	49	66	81	100
d2	12	18	22	28	34	40	52	70	85	104
l	40	55	60	70	80	90	100	110	130	150
r	26	35	40	43	52	60	72	85	93	110

FIG. 5301



Te Soldar / Mandrinar										
d1	9	15	19	25	31	37	50	66	81	100
d2	12	18	22	28	34	40	52	70	85	104
L	68	86	94	100	112	134	144	170	196	260
l3	34	43	47	50	56	67	72	85	98	130